



Emergency Medical Response

Instructions for Completing the Emergency Medical Response Instructor Trainer Bridge

These instructions are for instructor trainers currently certified with the Red Cross or equivalent training organizations who wish to become certified as an American Red Cross Emergency Medical Response Instructor Trainer. To become an American Red Cross Emergency Medical Response Instructor Trainer, you will need to successfully complete the online Emergency Medical Response Instructor Trainer Bridge following these steps:

- **Step 1:** Meet the course prerequisites.
- **Step 2:** Register for the Instructor Trainer Bridge at redcross.org/take-a-class.
 - Upload the required credentials for approval.
- **Step 3:** Review the digital course materials.
 - Upon approval email, launch the online course.
Note: Digital course materials are provided with the online course in the Red Cross Learning Center under the Materials tab and under Instructor Candidate Resources. You may also purchase course materials at the Red Cross store.
- **Step 4:** Successfully complete the online Instructor Trainer Bridge.

Upon successful completion of the Instructor Trainer Bridge, candidates will receive an American Red Cross Emergency Medical Response Instructor Trainer certification, valid for 2 years. Once certified, instructors must be affiliated with a Training Provider authorized to offer Red Cross courses to access instructor trainer resources and teach Red Cross courses.

Step 1: Meet the Course Prerequisites

To participate in the Emergency Medical Response Instructor Trainer Bridge, candidates must meet the following requirements:

- A current basic-level certification – refer to Table A.
- A current Instructor certification or a current Instructor certification with additional credentials – refer to Table B.
- A current Instructor Trainer certification or a current Instructor certification with additional credentials – refer to Table C.
- Three (3) years' experience having taught five professional-level CPR courses of average or higher size (6+ students per class).
- Experience teaching Instructor courses, having taught at least one (1) American Red Cross Instructor course within the last twelve (12) months.
- Experience teaching the EMR courses, having taught at least one (1) American Red Cross EMR course within the last twenty-four (24) months.

Table A: Basic-Level Certification

Organization	Basic-Level Certification
American Red Cross	<ul style="list-style-type: none"> • First Aid/CPR/AED • Basic Life Support • CPR/AED for Professional Rescuers • Emergency Medical Response • Lifeguarding
Health and Safety Institute (HSI) – includes ASHI and Medic First Aid	<ul style="list-style-type: none"> • Emergency Medical Response
National Safety Council	<ul style="list-style-type: none"> • Emergency Medical Responder
Canadian Red Cross	<ul style="list-style-type: none"> • Emergency Medical Responder
Emergency Care & Safety Institute	<ul style="list-style-type: none"> • Emergency Medical Responder
National Registry of Emergency Medical Technicians, Active State Licensure or Certification	<ul style="list-style-type: none"> • Paramedic • Advanced Emergency Medical Technician • Emergency Medical Technician • Emergency Medical Responder

Table B: Instructor Certification

Organization	Instructor Certification
American Red Cross	<ul style="list-style-type: none">• Emergency Medical Response
Health and Safety Institute (HSI) – includes ASHI and Medic First Aid	<ul style="list-style-type: none">• Emergency Medical Response
National Safety Council	<ul style="list-style-type: none">• Basic Life Support for Health Care & Professional Rescuers
Canadian Red Cross	<ul style="list-style-type: none">• Healthcare Provider (HCP) CPR & AED
Canadian Heart and Stroke Foundation	<ul style="list-style-type: none">• Basic Life Support (BLS)

Table C: Instructor Trainer-Level Certification

Organization	Instructor Trainer-Level Certification
American Red Cross	<ul style="list-style-type: none">• First Aid/CPR/AED• Basic Life Support• CPR/AED for Professional Rescuers• Lifeguarding
Health and Safety Institute (HSI) – includes ASHI and Medic First Aid	<ul style="list-style-type: none">• Emergency Medical Response

Step 2: Register for the Instructor Trainer Bridge

Visit www.redcross.org/take-a-class to register for the Emergency Medical Response Instructor Trainer Bridge using your American Red Cross Learning Center account. Once registered and logged into the Red Cross Learning Center, click on the class and launch first task to upload one of the required credentials from table A above.

Your application will be reviewed by a Red Cross representative. If you qualify for the Emergency Medical Response Instructor Trainer Bridge, a Red Cross representative will provide confirmation of approval (via email). Once approved, you can return to the Learning Center and launch the online session of the Emergency Medical Response Instructor Trainer Bridge.

Step 3: Obtain and Review Course Materials

Emergency Medical Response Instructor Trainer Candidates should obtain and review the following course materials prior to completing the Emergency Medical Response Instructor Trainer Bridge:

- Emergency Medical Response Instructor Bulletin
- *Emergency Medical Response Instructor's Manual*
- *Emergency Medical Response Textbook*
- *Emergency Medical Response Workbook*
- Emergency Medical Response Instructor Course Presentation
- Emergency Medical Response Videos
- *Emergency Medical Response Guide for Training Instructors*

Digital course manuals are available on the Red Cross Learning Center on the Materials tab upon launching into the course. Course presentations, online session demos and other digital materials are located in the Instructor Lifecycle/Instructor Candidate Resources section of the home page of the Learning Center.

Print materials are available for purchase on the Red Cross Store (redcross.org/store).

Step 4: Successfully Complete the Online Instructor Trainer Bridge

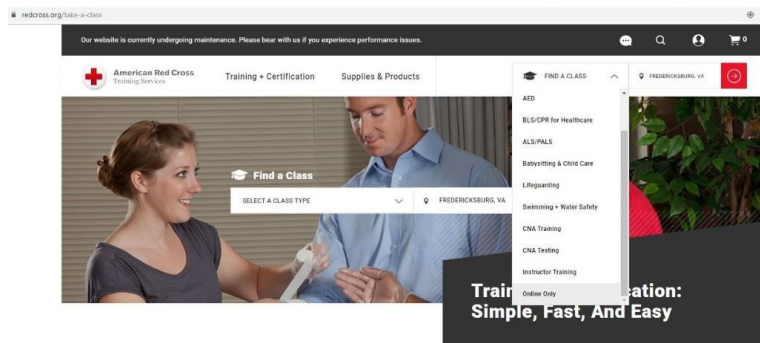
Follow the instructions provided by the Red Cross representative to complete the Emergency Medical Response Instructor Trainer Bridge in the Red Cross Learning Center. The estimated completion time for the online Emergency Medical Response Instructor Trainer Bridge is 3 hours.

Upon successful completion of the online Emergency Medical Response Instructor Trainer Bridge, an American Red Cross Emergency Medical Response Instructor Trainer certification will be added to your profile in the Learning Center; this Instructor Trainer certification will be valid for two years.

Prior to teaching American Red Cross courses, you must be affiliated with an American Red Cross Training Provider or be employed as a paid or volunteer instructor of the American Red Cross. This requirement is in addition to holding a current instructor trainer certification. If you are not already affiliated with a Training Provider and do not plan to teach as an American Red Cross paid or volunteer instructor, please ask your organization's administrator to contact us to complete or update the organization's Training Provider agreement.

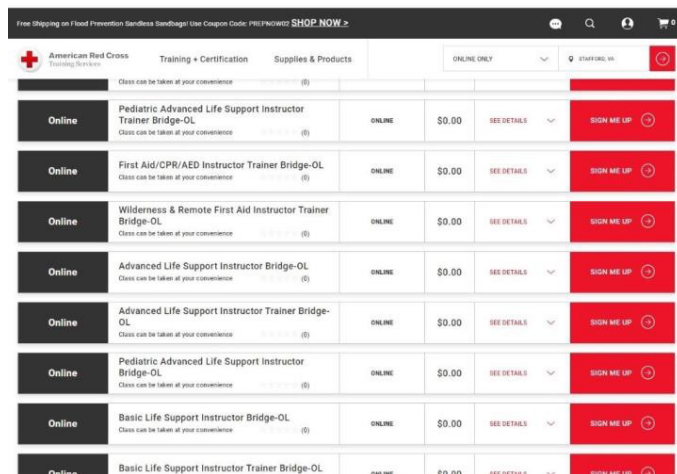
How to Search for, register, and launch a bridge class:

Visit www.redcross.org/take-a-class. Search for an instructor trainer bridge class under the 'Find a Class' dropdown by clicking on either 'Online Only' or 'Instructor Training' and then clicking the arrow button.



Our Class Programs

Select the bridge class and click 'Sign Me Up'.



Access the online bridge class.

You can click 'Go to Online Course Launcher' button on the registration confirmation screen or you can access the course later by clicking on the button in the registration confirmation email.

Registration confirmation screen:

The screenshot shows a web browser window with the URL `redcross.org/take-a-class/cart/checkout-confirmation`. A maintenance notice at the top reads: "Our website is currently undergoing maintenance. Please bear with us if you experience performance issues." The navigation bar includes the American Red Cross logo, "Training + Certification", and "Supplies & Products". There are also buttons for "FIND A CLASS" and "STAFFORD COURTHOUSE".

Thank you for your order!

An email has been sent to SpencerJackson251@yahoo.com with a link for you to access and manage your purchases.

Order Date: Dec 18, 2019

Order # PH01342258

1 Class			
Online	Pediatric Advanced Life Support Instructor Bridge-OL Class ID arR0V0000019HW ENGLISH	ONLINE	\$0.00

[GO TO ONLINE COURSE LAUNCHER](#)

Language
English
[Cancellation Policy](#)

For training class purchases using a credit card the card is immediately charged during checkout. For product purchases the credit card is authorized during checkout but is only charged once the item(s) ship(s).

NEED HELP?
[Contact Customer Service](#)

Student Information
Spencer Jackson
Spencer.Jackson251@yahoo.com

Billing Address
Spencer Jackson
2628 Miranda Court
Woodbridge, VA 22191
(703) 221-4361

Registration email confirmation:

Archive Move Delete Spam ...



Training and Certification Supplies and Products

Order Confirmation

Order Number: PH01342258 **Order Date:** 12/18/2019

Dear Spencer Jackson,

Thank you for your purchase. Details of your order are below:

Complete Your Online Course

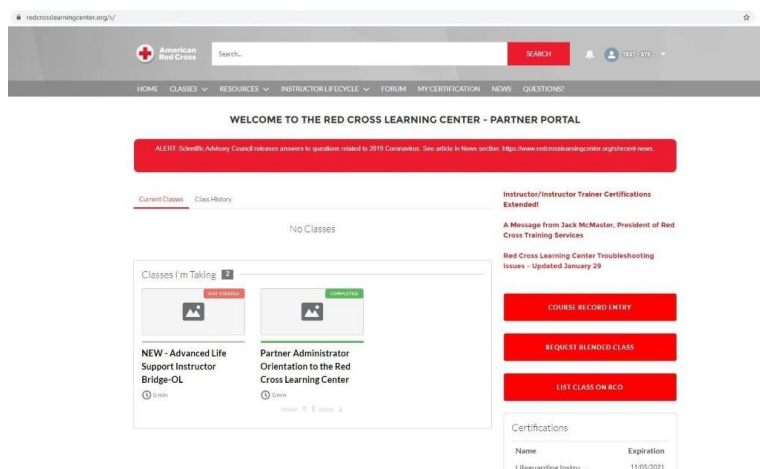
Log In to the Course Launcher and Complete Your Online Class

Log in and complete your online course at your convenience. Click the "Go to Course Launcher" to the right to get started!

GO TO COURSE LAUNCHER

Student Name	Course Name	Date & Time	Location	Class Setting	Price	Online Learning
Spencer Jackson	Pediatric Advanced Life Support Instructor Bridge-OL Class ID a6R0V0000015FhW	Wed Dec 18 14:11:36 GMT 2019	Online	Online	\$0000	Access Course Order Details

Access the online course on your Home page once logged into the Red Cross Learning Center. Click on the class to access the course and materials.



The screenshot shows the Red Cross Learning Center Partner Portal. At the top, there is a navigation bar with the American Red Cross logo and a search bar. Below the navigation bar, there is a header section with the text "WELCOME TO THE RED CROSS LEARNING CENTER - PARTNER PORTAL". A red alert banner is visible, stating "ALERT: Scientific Advisory Council releases answers to questions related to 9/11 Coronavirus. See article to learn more: https://www.redcrosslearningcenter.org/important-issues".

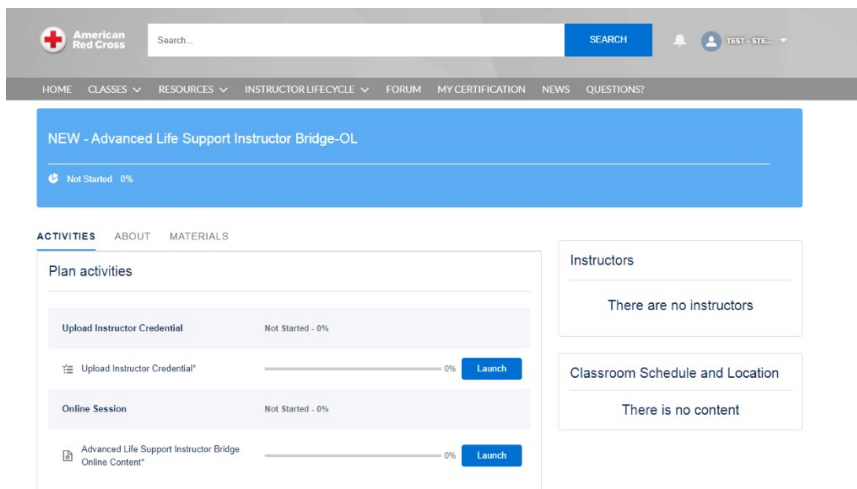
The main content area is divided into several sections:

- Current Classes / Class History:** Shows "No Classes".
- Classes I'm Taking:** Displays two course cards:
 - NEW - Advanced Life Support Instructor Bridge-OL:** Status: NEW
 - Partner Administrator Orientation to the Red Cross Learning Center:** Status: COMPLETED
- Instructor/Instructor Trainer Certifications Extended:** Includes a message from Jack McMaster, President of Red Cross Training Services, and a link to "Red Cross Learning Center Troubleshooting Issues - Updated January 29".
- Action Buttons:** Three red buttons are visible: "COURSE RECORD ENTRY", "REQUEST BLENDED CLASS", and "LIST CLASS ON RCO".
- Certifications:** A table showing certification details:

Name	Expiration
Lifeguarding Instru...	11/05/2021

Upload your qualifying credential.

Click the launch button under 'Upload Instructor Credential' (or 'Upload Instructor Trainer Credential' for instructor trainer bridges).

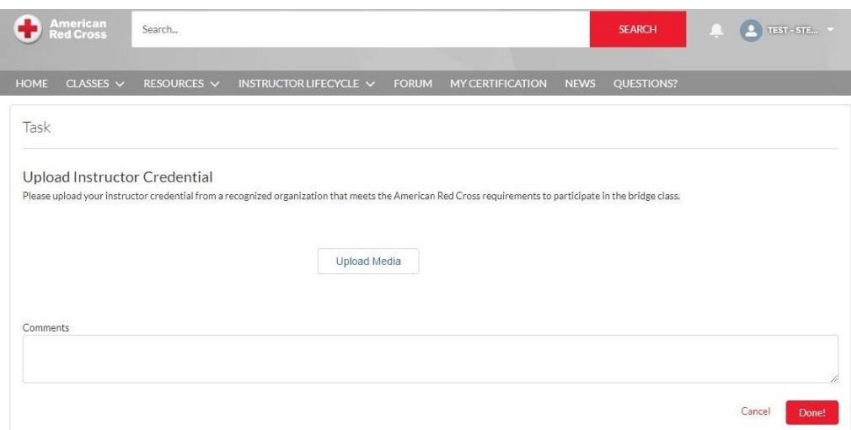


The screenshot shows the American Red Cross instructor bridge interface. At the top, there is a search bar and a user profile dropdown. Below the navigation menu, a blue banner reads "NEW - Advanced Life Support Instructor Bridge-OL" with a progress indicator "Not Started 0%". The main content area is divided into "ACTIVITIES", "ABOUT", and "MATERIALS". Under "ACTIVITIES", there is a "Plan activities" section with a table of tasks:

Activity	Progress	Action
Upload Instructor Credential	Not Started - 0%	Launch
Upload Instructor Credential*	0%	Launch
Online Session	Not Started - 0%	
Advanced Life Support Instructor Bridge Online Content*	0%	Launch

To the right of the activities, there are two panels: "Instructors" (containing "There are no instructors") and "Classroom Schedule and Location" (containing "There is no content").

Click the 'Upload Media' button and attach a copy of the required credential for the bridge.



The screenshot shows the "Upload Instructor Credential" task form. It includes a "Task" section with the title "Upload Instructor Credential" and the instruction: "Please upload your instructor credential from a recognized organization that meets the American Red Cross requirements to participate in the bridge class." Below this is an "Upload Media" button. At the bottom, there is a "Comments" text area and "Cancel" and "Done!" buttons.

Please expect up to 48 hours for the approval. Once approved, you may launch the online session.